

COME TO LIFE®







# The Daily Ritual.

When you immerse yourself in a Caldera® spa, you immediately feel the world melt away. Emerge feeling restored, centred, and ready to appreciate life's simple joys and meaningful experiences. We invite you to experience a transformation that will prepare you for life's next adventure.

**Come to Caldera. Come to Life.®**





0 4	Welcome to Wellness
0 6	Caldera Difference
1 4	Clean, Welcoming Water
1 8	Hot Tub Circuit Therapy™
2 0	Energy Efficiency
2 2	Discover Your Perfect Fit
2 4	Utopia™ Series
2 8	Paradise™ Series
3 2	Vacanza™ Series
3 6	Series Comparison
3 8	Hot Tub Essentials
4 0	Caldera Spas App
4 2	Entertainment & Accessories
4 4	Owner Testimonials
4 6	Specifications
5 2	Our Promise to You

A photograph of a man with dark hair and a beard, shirtless and wearing dark blue shorts, kneeling in a hot tub. The water is bubbling and blue. The background shows a wooden deck and a wicker chair with a cushion. The image is framed by a white circular shape on the right side.

# Welcome to Wellness.

We have designed the hot tub experience to be centring, restorative, healing, and transformative.





### BE PRESENT

Your hot tub can provide a daily ritual in a meditative state, void of distractions. Feel the stress of the everyday melt away as you recentre yourself. It is peace and tranquility, available always.

### MOVE EASIER

When you soak in a Caldera® spa, the hot water makes your muscles more pliable, which leads to greater flexibility and overall physical well-being so you can continue to do all the activities you love, longer.

### FEEL BETTER

While the water's buoyancy reduces stress on joints and muscles, warm water massage increases circulation; relaxes muscles, ligaments, and tendons; and stimulates the release of endorphins, the body's natural pain reliever.

### SLEEP DEEPER

A hot tub is an ideal sleeping tool, working with your body's temperature and natural rhythms. As you enter, your body temperature increases. As you exit, it begins to drop, signalling to your brain that it is time to sleep.

### STAY CONNECTED

With family and friends, your hot tub provides a dedicated space that can draw you closer. Social connection is key to well-being and can positively affect your health.







**The Caldera<sup>®</sup> Difference.**





#### COMFORT

Every contour, meticulously considered. Every curve, designed to work precisely with your body. Every feature, meant to create a sense of peace, immersion, and presence within your experience.

#### DESIGN

We craft each detail to be stunning and inviting. With beautiful colour choices, contemporary cabinet designs and sweeping contours, we have designed the perfect hot tub: yours.

#### PERFORMANCE

Your hot tub should always be ready when you are, with water that is fresh and clean. Our focus on performance allows you to simply enjoy the experience.







# Comfort.

Deep, cradling seats and a textured Foot Ridge™ help you stay relaxed and seated even when enjoying powerful jets. Perfectly positioned hydrotherapy jets melt your tension away.



## BEST SEAT IN THE HOUSE

You will notice the difference. Feel comfortably supported as the seat's design works with the buoyancy of the water to ease pressure off body parts that are under stress all day.

## YOUR MASSAGE, YOUR WAY

Each Caldera® spa is carefully and purposely designed to deliver the right type of massage where it is needed the most, whether it's your lower back or the soles of your feet. Our exclusive Hot Tub Circuit Therapy™ system has a station just for you.





THE MOST ESSENTIAL ELEMENT



# Design.

Every contour a choice. Every innovation, crafted to help you transform. Every decision, made to please. The result? A personal retreat, where you can rejuvenate and transform your body and mind.



## INTERIOR EXCELLENCE

We pay special attention to curves and contours. Our shapes are meant to follow your shape. Our curves are designed to support and cradle yours. It is comfort, designed with purpose.

## EXTERIOR DESIGN

A Caldera® spa should enhance and complement your surroundings. From traditional to modern, from substantial to sleek, all are available in contemporary colours and textures intended to delight.

## MAKE IT YOURS

With a range of colour and cabinet choices, lighting features, and entertainment options, it is easy to find the right hot tub that transforms your environment as it helps transform your world.







IT IS IN OUR DNA



# Performance.

Nothing should stand between you and the daily enjoyment of your spa. Our materials are selected based on their ability to stand up to everyday use, so your hot tub is ready whenever you are.



## REMARKABLY SIMPLE WATER CARE

With Caldera® Spas, you have access to fresh and clean water without handling chemicals whenever you are ready for a soak.

## MORE POWER WHEN IT IS NEEDED

Whether you are in the mood to feel the gentle flow of water, or need a deeper massage, a Caldera spa provides you with what you want.

## ENERGY EFFICIENT

We are committed to making Caldera Spas one of the most energy-efficient hot tubs available, to minimise your energy usage and save you money.

## COMMAND AND CONTROL

The touchscreen Advent™ panel gives you intuitive control of spa functions right at your fingertips.



Advent touchscreen panel (Utopia™ Series)





ALWAYS READY

# Clean, Welcoming Water.

Our mission is to help you enjoy the benefits of a daily soak by making water care as simple as possible. How? Through innovation and technology that keeps your water fresh and clean, with less time and effort from you.





#### CONTINUOUS FILTRATION

The EnergyPro™ Circulation Pump, available on all Utopia™ and Paradise™ Series spas, works efficiently to filter the entire volume of water multiple times each day.

#### BEST PREP FOR CLEAN WATER

Make the most of your water care system with these chemical-free accessories. The Clean Screen™ pre-filter attaches to your garden hose to help remove contaminants from the water. Use Vanishing Act™ or On The Go® calcium removers to reduce buildup for softer and silkier-feeling water.

#### SIMPLE WATER CARE

Nothing should stand between you and your next soak. Whether you choose the patented FreshWater® Salt System with IQ technology, available on all Utopia and Paradise Series spas, or the FROG® system\* for the Vacanza™ Series, you will spend less time maintaining and more time enjoying your spa.

\*This system is approved for use in the following countries: Austria, Denmark, France, Germany, Ireland, Italy, Norway, Portugal, Sweden, UK



# LIQUID JUST GOT SMARTER.

INTRODUCING THE MOST INTELLIGENT  
SALT SYSTEM ON THE PLANET

FreshWater® IQ is an in-line, self-monitoring salt system that tells you what it needs to maintain clean, natural-feeling water, with less time and effort from you. Because we believe your hot tub should take care of you, not the other way around.

freshwater® IQ





## Smarter.

### WE PUT THE IQ IN LIQUID

Our patented smart monitoring technology, found only in the FreshWater IQ System, automatically tests your water every hour and is more accurate and dependable than test strips. It then provides clear instructions when adjustments are needed. Relax, knowing your spa will tell you how to keep your water feeling naturally fresh and ready to enjoy!

## Cleaner.

### WATER THAT MAKES YOU GO AHHHHH

FreshWater IQ<sup>1</sup> uses the FreshWater Salt System to generate the perfect amount of chlorine. With fewer chemicals, water feels softer and gentler on eyes and skin, and can stay clean and fresh up to a full year<sup>2</sup>, conserving water and saving time.

## Simpler.

### LESS MAINTAINING. MORE MASSAGING.

Easy to follow on-screen instructions tell you what to do to maintain clean, natural-feeling water with less guesswork on your part.

## Better.

### THE MOST COMPREHENSIVE WATER CARE SYSTEM AVAILABLE

Fully integrated and easy-to-use, FreshWater IQ delivers a better ownership experience and peace of mind.

<sup>1</sup>Available on all Utopia™ and Paradise™ Series spas.

<sup>2</sup>Factors such as bather load and water chemistry can impact water life. When the spa is properly maintained, a three-pack of cartridges with the FreshWater Salt System will keep water clean and fresh for up to a full year.



# Hot Tub Circuit Therapy™

Rotate through the circuit or just concentrate on the areas that need the most attention. In just 20 minutes, you will emerge transformed.







1



UltraMassage™

2



Hip Jets

3



Atlas™ Neck Massage

4



EcstaSeat™

5



Angled Calf Jets

6



LumbarSsage™ Seat

7



Euphoria™ Jets

8



Sole Soothers™

# Energy Efficiency.

When it comes to the spa experience, we do not believe in compromise. Each of our hot tubs meets the most stringent energy standards established by the California Energy Commission (CEC) for portable spas. From the insulation, heaters, and pumps to our custom-made covers, we will keep your Caldera® spa hot and ready. And your energy bills low.

YOU ARE COVERED. FROM TOP TO BOTTOM.





### FIBERCOR

Our proprietary FiberCor® gives you a breakthrough in insulation. The loose, wool-like fibres are applied in a 32 kg/m<sup>3</sup> density, which is four times greater than the 8 kg/m<sup>3</sup> density foam used in most spas. Completely filling the space between the spa shell and the cabinet, FiberCor fully insulates the spa, maximising energy efficiency and keeping your operating costs low.



### ENERGYPRO TECHNOLOGY

The EnergyPro™ circulation pump in our Utopia™ and Paradise™ Series spas saves you money by operating at a very low wattage to filter water. Heater use is reduced, because 80 percent of the energy used to operate the pump is transferred back to the water as heat.

### CUSTOM HIGH-DENSITY COVERS

We custom-build your cover to the exact measurement of your spa to ensure a tight seal for optimum energy efficiency. The durable, WeatherPro™ cover includes child safety locks and is UL listed in compliance with ASTM standards.



### ENERGY USAGE

All models meet or exceed stringent California Energy Commission (CEC) and APSP 14 energy efficiency standards for portable spas. Actual energy usage depend on spa model, usage, temperature, and other factors. The table below estimates energy usage of the Utopia Series Ravello spa in heavy use.

CITY	TEMPERATURE (°Celsius)	STANDBY kWh/Week <sup>1</sup>	USAGE kWh/Week <sup>2</sup>	HEATPUMP STANDBY kWh/Week <sup>3</sup>
Warsaw	8.5	39.78	47.05	22.98
Brussels	10.5	35.92	43.23	19.98
London	11.5	34.00	41.32	18.54
Madrid	15	27.25	34.63	13.91
Lisbon	17.5	22.43	29.85	10.95

**1** Assumes standby-only use for one week, maintaining a water temperature of 38 °C. **2** Assumes four days of use and three days with standby-only operation for one week, maintaining a water temperature of 38 °C. **3** The heat pump energy consumption was determined with a temperature dependent coefficient of performance (cop) and 50% humidity. "Usage" is defined as a 20-minute session in the hot tub — 10 minutes with all jets on and 10 minutes without jets. Testing was performed in October 2022 in a UL-certified chamber per the ANSI/APSP/ICC-14 2019. Individual energy consumption will vary depending on your specific model, set water temperature, consumer usage patterns and environmental ambient conditions.



# Discover Your Perfect Fit.

Transform tension into rejuvenation every time you step into your Caldera® spa. Each of our three unique series combines comfort, design, and performance so you can find the spa that is meant for you.



## UTOPIA™ SERIES

Visually stunning. Hydrotherapy powerhouse. When paired with FreshWater® IQ, this high-performance series gives you an experience like no other.



## PARADISE™ SERIES

A beautiful blend of practical and premium, designed to deliver your daily Caldera ritual in a remarkable way.



## VACANZA™ SERIES

Caldera comfort. Caldera details. Caldera quality. All available at an exceptional value.







# Utopia Series.

AN IDEAL WORLD AWAITS

The pinnacle of hot tub design, the Utopia™ Series features an architecturally inspired cabinet with easy-to-use touchscreen controls and a top-of-the-line hydrotherapy experience. It is unlike anything else. And it is waiting for you.







### EXCEPTIONAL COMFORT

Take a seat and you will immediately feel the Caldera difference, thanks to its unique, body-hugging contours and ergonomically designed configurations. Well-placed jets give you all the benefits of hydrotherapy to maximise relief of tired muscles.

Each Utopia model has up to eight Hot Tub Circuit Therapy™ stations, with specialised jets including OrbiSage™ rotating jets, Euphoria™ jets, Atlas™ Neck Massage system, and the UltraMasseuse™ system available exclusively on the Cantabria™.

### EXTRAORDINARY DESIGN

Strength meets style with the EcoTech™ Plus cabinet. Available in three contemporary colours, our premium cabinet includes a modern black header, wood grain accent, stainless-steel trim and integrated LED light bar that will complement any garden aesthetic.

You will also enjoy subtle style details to create a special ambiance, including the adjustable SpaGlo™ lighting system that accents individual zones throughout the spa, such as the bar top, footwell, waterfall, and exterior front panel.

### INTUITIVE PERFORMANCE

Remarkable for their power and efficiency, these hot tubs are the very best of Caldera. They are also easy to care for, with the FreshWater® IQ System, which comes standard on all Utopia Series spas.

An ABS base pan beautifully frames the bottom of the spa and minimises ground contact to improve energy efficiency.

Invisible, intuitive technologies, like the simple-to-use Advent™ touchscreen control panel, let you make precise adjustments to your water temperature, jets, and lighting with ease.

Plus, with options like our Bluetooth® sound system, you can transform your experience. Your way.





# Utopia™ Series.

CANTABRIA™



8 SEATS

74 JETS

274 × 231 × 97 CM  
SIZE

GENEVA™



6 SEATS

55 JETS

226 × 226 × 97 CM  
SIZE

NIAGARA™



7 SEATS

52 JETS

226 × 226 × 97 CM  
SIZE


## CABINETS



PARCHMENT  
with Aspen



ASH  
with Medium Oak




JAVA  
with Dark Oak



STORM

## COVERS



CHESTNUT



BLACK

Additional charges may apply to particular combinations. Actual colours and products may vary from print representation. See dealer for details.





TAHITIAN™



6  
SEATS

48  
JETS

213 × 213 × 91 CM  
SIZE

FLORENCE™



6  
SEATS

46  
JETS

213 × 213 × 91 CM  
SIZE

RAVELLO™




3  
SEATS

39  
JETS

213 × 168 × 84 CM  
SIZE


SHELLS




ARCTIC  
WHITE



WHITE  
PEARL



TUSCAN  
SUN



MIDNIGHT  
CANYON



PLATINUM\*

FRESHWATER® IQ SYSTEM INCLUDED

\*Platinum is not available with the Parchment cabinet.



# Paradise Series.

STEP IN. TRANSFORM.

Transformation, wellness, and connection are always at your beck and call with our popular Paradise™ Series.







#### CALDERA® COMFORT

Deep seats and a spacious interior help you enjoy the rejuvenating jet action on your back, thighs, calves, and feet.

#### CALDERA DESIGN

Subtle wood grain and metallic accents combine for a modern twist on a classic spa design. Available in three contemporary colours with specially chosen metallic accents, you can coordinate your spa with your house, patio, or whatever you wish.

#### CALDERA PERFORMANCE

The Paradise Series features performance innovations such as our exclusive energy-efficient FiberCor® insulation, DuraBond reinforced shell, and a durable, low-maintenance EcoTech™ cabinet.

Enjoy fresh, clean and natural-feeling water with the FreshWater® IQ System, which is an available option on all Paradise Series spas.





# Paradise™ Series.

MAKENA™



6 SEATS

46 JETS

226 × 226 × 91 CM  
SIZE

SALINA™



7 SEATS

40 JETS

226 × 226 × 91 CM  
SIZE

REUNION™



7 SEATS


38 JETS

213 × 213 × 91 CM  
SIZE

## CABINETS



PARCHMENT  
with Aspen and Light  
Copper Accent



ASH  
with Medium Oak and  
Brushed Nickel Accent




JAVA  
with Dark Oak and  
Dark Copper Accent



STORM

## COVERS



CHESTNUT



BLACK

Additional charges may apply to particular combinations. Actual colours and products may vary from print representation. See dealer for details.





## SEYCHELLES™



6  
SEATS

43  
JETS

213 × 213 × 91 CM  
SIZE

## MARTINIQUE™



5  
SEATS

34  
JETS

226 × 193 × 87 CM  
SIZE

## KAUAI™




3  
SEATS

31  
JETS

213 × 165 × 75 CM  
SIZE

### SHELLS




ARCTIC  
WHITE




WHITE  
PEARL



DESERT



TUSCAN  
SUN



MIDNIGHT  
CANYON

 FRESHWATER® IQ SYSTEM READY



# Vacanza Series.

RITUAL MEETS VALUE

All the wellness benefits of a Caldera® spa, available at an exceptional value. Refresh, renew, and emerge ready for what life has to offer.







### DESIGNED FOR EVERY DAY

Form meets function in the durable yet stylish EcoTech™ cabinet available in three contemporary colours. The Caldera Points of Light System casts a reflective glow throughout the footwell, interior, and water edge of your spa.


### SIMPLE

Standard on Vacanza™ spa models, the FROG® system\* is bromine-based and is formulated to work effectively in warm water. The system is integrated into the shell of the spa.

### INVITING

Strategically placed jets work together to target major muscle groups, while three contemporary cabinet colours seamlessly blend with any garden style.

\*This system is approved for use in the following countries: Austria, Denmark, France, Germany, Ireland, Italy, Norway, Portugal, Sweden, UK





# Vacanza™ Series.

PALATINO™



6  
SEATS

45  
JETS

226 × 226 × 98 CM  
SIZE

MARINO™



6  
SEATS

35  
JETS

213 × 213 × 91 CM  
SIZE

VANTO™



7  
SEATS


35  
JETS

213 × 213 × 91 CM  
SIZE

## CABINETS




PARCHMENT



ASH




JAVA



STORM

## COVERS



CHESTNUT



BLACK

Additional charges may apply to particular combinations. Actual colours and products may vary from print representation. See dealer for details.





CAPITOLO™



5  
SEATS

23  
JETS

208 × 208 × 84 CM  
SIZE

CELIO™



3  
SEATS

18  
JETS

213 × 165 × 74 CM  
SIZE

AVENTINE™




2  
SEATS

14  
JETS

162 × 162 × 74 CM  
SIZE

SHELLS




ARCTIC  
WHITE\*




WHITE  
PEARL



DESERT\*



TUSCAN  
SUN



MIDNIGHT  
CANYON

 FROG® CARTRIDGE READY\*\*

The FreshWater® IQ System is not available on Vacanza Series spas.

\*Aventine only available in Arctic White and Desert.

\*\*This system is approved for use in the following countries: Austria, Denmark, France, Germany, Ireland, Italy, Norway, Portugal, Sweden, UK



# Series Comparison.



BENEFITS	FEATURES	UTOPIA™ SERIES
COMFORT	Hot Tub Circuit Therapy™	6-8 Stations
	Hip Jets	
	Wrist Jets	
	Atlas™ Neck Jet	
	Euphoria Jets	
	Foot Well Massage	
	Contoured Pillows	
DESIGN	Handrail Assist	
	Advanced Cabinet Design	
	Backlit Waterfall	
	Interior Lighting	
	Exterior Lighting	
	Diagnostic Indicator Light	
	Touchscreen Control Panel	
	Advanced Digital Control Panel	
	Auxiliary Control Panel	
	Optional Integrated Speakers	
PERFORMANCE	Easy Water Care System	FreshWater® IQ system included
	Premium Insulated Cover	
	FiberCor® Insulation	
	Sound Dampening Design	
	EnergyPro™ Circulation System	
	Titanium Heater	
	Adjustable Water Flow	
	Total Jets	39-74
	Reliaflo™ Pumps	2-3





**PARADISE™ SERIES**

**VACANZA™ SERIES**

4-6 Stations

2-5 Stations



FreshWater IQ System Ready



31-46

1-2



FROG® Cartridge Ready




14-45

1-2



# Hot Tub Essentials.

A variety of accessories are available to complement your daily ritual.



COMPLETE  
YOUR CALDERA®  
EXPERIENCE

## STEPS

We offer colour-matched steps designed to complement each series.

Available in Java, Ash, and Parchment.




UTOPIA™ SERIES



PARADISE™ & VACANZA™  
SERIES





## COVER LIFTERS

A cover lifter is an essential spa accessory that protects your spa, the cover, and your investment. Designed to allow one person to effortlessly remove and replace the cover, a lifter makes it easy for you to be in your spa in seconds.



### PROLIFT

The ProLift™ (not available on Utopia™ Series spas) attaches to both cover and cabinet and has a built-in safety lock. Requires 35.5 cm clearance.



### PROLIFT II

The ProLift II uses a single pneumatic gas shock for smooth operation. Requires 61 cm clearance.



### PROLIFT III

Our best lifter, the ProLift III has two pneumatic gas shocks to provide smooth, quiet operation. Requires 61 cm clearance.



### PROLIFT IV

For decks, gazebos, or other areas where clearance is limited, the ProLift IV enables you to position the cover vertically, just behind the spa. Requires just 18 cm minimum clearance.

Each lifter requires 7.5 cm minimum side clearance.

# The Smart Way to Hot Tub.

CONTROL & MONITOR YOUR SPA  
FROM YOUR SMARTPHONE

The Caldera® Spas app lets you stay connected to your hot tub even when you are away. Easily adjust your spa's water temperature, monitor your FreshWater® Salt System, receive helpful reminders and more. Our app provides peace of mind, and the freedom to create meaningful experiences while being fully present in the moment.





### CONVENIENCE

Enjoy the flexibility to monitor and adjust your spa's functions and receive alerts, wherever you are.

### PEACE OF MIND

Stay calm and present for the people around you, knowing your hot tub can be controlled from anywhere with your smartphone.

### EASY OWNERSHIP

Receive helpful reminders that make spa ownership a breeze, like when to change your water filter, run a cleaning cycle or contact your dealer.



DOWNLOAD ON  
THE APP STORE  
OR GET IT ON  
GOOGLE PLAY

The Caldera Spas app is powered by the Connected Spa Kit, which is a dealer-installed option available on most Caldera spa models built after 2014. Spa must be within 45 metres to Home Network Router to work. See dealer for details.

Interface only available in English.

# Entertainment Systems.

Tune into your favourite show or play your favourite music from the comfort of your spa.



## MUSIC

We offer a range of integrated music options so you can find the entertainment system that works best for you, including a Bluetooth® wireless sound system and an available subwoofer.





# Spa Side Accessories.



## COOLING SYSTEM

Create a cool getaway during hot summer months with the CoolZone™ system. It works much like an air conditioner, cooling spa water to as low as 16 °C. When you are ready to warm the water again, the system works in conjunction with your heater to efficiently raise water temperature in just a few hours.

## HANDRAIL

Ideal for children, seniors, or anyone who wants to feel more secure getting in or out of their spa. For added safety, the handrail is illuminated with an LED light.

## UMBRELLA

Protect yourself from direct sunlight or rain with our large 3 metre diameter umbrella. Available in Crème or Navy.

## TOWEL TREE

Hang towels or robes. Made with weather-resistant, powder-coated aluminium.







EMBRACE THE DAILY RITUAL



# Step into the World of Caldera Spa Owners.

Real Caldera® owners share their stories of calm, comfort, and transformation.

*Since we have gotten our hot tub, we are in it every day. My husband and I can relax and unwind. We have seen shooting stars, learned new constellations, and even seen a sunrise.*

UTOPIA™ SERIES GENEVA™ OWNER

*I absolutely love my spa and its FreshWater® Salt System. It is easy to maintain and leaves my skin feeling like silk. In addition to the pure enjoyment of using my hot tub, the jets have provided therapeutic relief for my muscle and nerve pain. I highly recommend Caldera Spas.*

PARADISE™ SERIES MARTINIQUE™ OWNER



DOWNLOAD **VISION AR™**  
TO VIEW OUR SPAS IN  
YOUR SPACE



# UTOPIA™ SERIES

	CANTABRIA™	GENEVA™	NIAGARA™
<b>Seat Capacity</b>	8 adults	6 adults	7 adults
<b>Dimensions (Subject to change)</b>	274 × 231 × 97 cm	226 × 226 × 97 cm	226 × 226 × 97 cm
<b>Litres</b>	2,325 litres	1,550 litres	1,525 litres
<b>Dry Weight</b>	595 kg	455 kg	450 kg
<b>Filled Weight*</b>	3,560 kg	2,485 kg	2,535 kg
<b>Shell Colours</b>	Arctic White, White Pearl, Platinum, Tuscan Sun, or Midnight Canyon	Arctic White, White Pearl, Platinum, Tuscan Sun, or Midnight Canyon	Arctic White, White Pearl, Platinum, Tuscan Sun, or Midnight Canyon
<b>Cabinet &amp; Step Colours</b>	Java, Ash, or Parchment	Java, Ash, or Parchment	Java, Ash, or Parchment
<b>Cabinet Type</b>	EcoTech™ Plus Cabinet	EcoTech Plus Cabinet	EcoTech Plus Cabinet
<b>Step Type</b>	Utopia Series	Utopia Series	Utopia Series
<b>Cover Colours</b>	Storm, Chestnut, Black	Storm, Chestnut, Black	Storm, Chestnut, Black
<b>Cover Lifters</b>	ProLift™ IV, ProLift III (ProLift III Included)	ProLift IV, ProLift III, ProLift II	ProLift IV, ProLift III, ProLift II
<b>Bottom Seal</b>	Base Pan	Base Pan	Base Pan
<b>Lighting</b>	SpaGlo™ Multi-Zone Lighting including 14 Interior Points-of-Light and Exterior LED Light Bar	SpaGlo Multi-Zone Lighting including 12 Interior Points-of-Light and Exterior LED Light Bar	SpaGlo Multi-Zone Lighting including 12 Interior Points-of-Light and Exterior LED Light Bar
<b>Logo Light/Branding</b>	Diagnostic Logo Light	Diagnostic Logo Light	Diagnostic Logo Light
<b>Pumps</b>	3 ReliaFlo™ Pumps 2 Dual-Speed 2.5HP (5.2 BHP**) 1 Single-Speed 2.5HP (5.2 BHP**)	2 ReliaFlo Pumps 1 Dual-Speed 2.5HP (5.2 BHP**) 1 Single-Speed 2.5HP (5.2 BHP**)	2 ReliaFlo Pumps 1 Dual-Speed 2.5HP (5.2 BHP**) 1 Single-Speed 2.5HP (5.2 BHP**)
<b>Hot Tub Circuit Therapy™ Stations</b>	8 Stations (UltraMassage™ Lounge, Atlas™ Neck Massage, EcstaSeat™, Angled Calf Jets, LumbarSsage™ Seat, Hip Jets, Sole Soothers™, Euphoria™ Jet)	8 Stations (UltraMassage Lounge, Atlas Neck Massage, EcstaSeat, Angled Calf Jets, LumbarSsage Seat, Hip Jets, Sole Soothers, Euphoria Jets)	7 Stations (UltraMassage Seat, Atlas Neck Massage, EcstaSeat, Angled Calf Jets, LumbarSsage Seat, Hip Jets, Euphoria Jets)
<b>Jets</b>	74 Jets (UltraMasseuse™ System, 56 Euro, 7 VersaSsage™, 4 AdaptaSsage™, 4 Euro-Pulse™, 2 OrbiSsage™, 1 Euphoria™)	55 Jets (40 Euro, 4 VersaSsage, 1 AdaptaFlo™, 4 AdaptaSsage, 2 Euro-Pulse, 2 OrbiSsage, 2 Euphoria)	52 Jets (38 Euro, 4 VersaSsage, 2 AdaptaFlo, 4 Euro-Pulse, 2 OrbiSsage, 2 Euphoria)
<b>Controls</b>	Advent™ LCD Touchscreen Control with Auxiliary Panel, and UltraMasseuse™ Panel	Advent LCD Touchscreen Control with Auxiliary Panel	Advent LCD Touchscreen Control with Auxiliary Panel
<b>Circulation Pump</b>	EnergyPro™ Circulation Pump	EnergyPro Circulation Pump	EnergyPro Circulation Pump
<b>Heater</b>	EnergyPro Titanium Heater 3,000 Watts 230v	EnergyPro Titanium Heater 3,000 Watts 230v	EnergyPro Titanium Heater 3,000 Watts 230v
<b>Filter Size</b>	9 m <sup>2</sup>	9 m <sup>2</sup>	9 m <sup>2</sup>
<b>Water Care System</b>	FreshWater® IQ System Included	FreshWater IQ System Included	FreshWater IQ System Included
<b>Electrical Requirements</b>	230V / 16 amp + 25 amp	230V / 16 amp + 25 amp	230V / 16 amp + 25 amp
<b>Music System (Optional)</b>	8 - 2.5 cm speakers; Wireless Audio System with Bluetooth™ Technology; Subwoofer	N/A	N/A
<b>Speakers (Optional)</b>	N/A	6 - 2.5 cm square	8 - 2.5 cm square
<b>Entertainment (Optional)</b>	N/A	Wireless Audio System with Bluetooth Technology; Subwoofer	Wireless Audio System with Bluetooth Technology; Subwoofer
<b>Water Features</b>	2 - Acquarella™ Waterfalls w/LED lighting	1 - Acquarella Waterfall w/LED lighting	1 - Acquarella Waterfall w/LED lighting



	TAHITIAN™	FLORENCE™	RAVELLO™
<b>Seat Capacity</b>	6 adults	6 adults	3 adults
<b>Dimensions (Subject to change)</b>	213 × 213 × 91 cm	213 × 213 × 91 cm	213 × 168 × 84 cm
<b>Litres</b>	1,425 litres	1,362 litres	1,025 litres
<b>Dry Weight</b>	410 kg	395 kg	325 kg
<b>Filled Weight*</b>	2,315 kg	2,235 kg	1,590 kg
<b>Shell Colours</b>	Arctic White, White Pearl, Platinum, Tuscan Sun, or Midnight Canyon	Arctic White, White Pearl, Platinum, Tuscan Sun, or Midnight Canyon	Arctic White, White Pearl, Platinum, Tuscan Sun, or Midnight Canyon
<b>Cabinet &amp; Step Colours</b>	Java, Ash, or Parchment	Java, Ash, or Parchment	Java, Ash, or Parchment
<b>Cabinet Type</b>	EcoTech Plus Cabinet	EcoTech Plus Cabinet	EcoTech Plus Cabinet
<b>Step Type</b>	Utopia Series	Utopia Series	Utopia Series
<b>Cover Colours</b>	Storm, Chestnut, Black	Storm, Chestnut, Black	Storm, Chestnut, Black
<b>Cover Lifters</b>	ProLift IV, ProLift III, ProLift II	ProLift IV, ProLift III, ProLift II	ProLift III, ProLift II
<b>Bottom Seal</b>	Base Pan	Base Pan	Base Pan
<b>Lighting</b>	SpaGlo Multi-Zone Lighting including 10 Interior Points-of-Light and Exterior LED Light Bar	SpaGlo Multi-Zone Lighting including 10 Interior Points-of-Light and Exterior LED Light Bar	SpaGlo Multi-Zone Lighting including 7 Interior Points-of-Light and Exterior LED Light Bar
<b>Logo Light/Branding</b>	Diagnostic Logo Light	Diagnostic Logo Light	Diagnostic Logo Light
<b>Pumps</b>	2 ReliaFlo Pumps 1 Dual-Speed 2.5HP (5.2 BHP**) 1 Single-Speed 2.5HP (5.2 BHP**)	2 ReliaFlo Pumps 1 Dual-Speed 2.5HP (5.2 BHP**) 1 Single-Speed 2.5HP (5.2 BHP**)	2 ReliaFlo Pumps 1 Dual-Speed 2.5HP (5.2 BHP**) 1 Single-Speed 2.5HP (5.2 BHP**)
<b>Hot Tub Circuit Therapy™ Stations</b>	7 Stations (UltraMassage Lounge, Atlas Neck Massage, EcstaSeat, Angled Calf Jets, LumbarSsage Seat, Sole Soothers, Euphoria Jets)	7 Stations (UltraMassage Seat, Atlas Neck Massage, EcstaSeat, Angled Calf Jets, LumbarSsage Seat, Hip Jets, Euphoria Jets)	4 Stations (UltraMassage Lounge, EcstaSeat, LumbarSsage Seat, Euphoria Jet)
<b>Jets</b>	48 Jets (36 Euro, 4 VersaSsage, 2 AdaptaSsage, 2 AdaptaFlo, 2 OrbiSsage, 2 Euphoria)	46 Jets (32 Euro, 4 VersaSsage, 4 AdaptaSsage, 2 Euro-Pulse, 2 OrbiSsage, 2 Euphoria)	39 Jets (30 Euro, 4 VersaSsage, 2 Euro-Pulse, 2 OrbiSsage, 1 Euphoria)
<b>Controls</b>	Advent LCD Touchscreen Control with Auxiliary Panel	Advent LCD Touchscreen Control with Auxiliary Panel	Advent LCD Touchscreen Control
<b>Circulation Pump</b>	EnergyPro Circulation Pump	EnergyPro Circulation Pump	EnergyPro Circulation Pump
<b>Heater</b>	EnergyPro Titanium Heater 3,000 Watts 230v	EnergyPro Titanium Heater 3,000 Watts 230v	EnergyPro Titanium Heater 3,000 Watts 230v
<b>Filter Size</b>	9 m <sup>2</sup>	9 m <sup>2</sup>	4.6 m <sup>2</sup>
<b>Water Care System</b>	FreshWater IQ System Included	FreshWater IQ System Included	FreshWater IQ System Included
<b>Electrical Requirements</b>	230V / 16 amp + 25 amp	230V / 16 amp + 25 amp	230V / 16 amp + 25 amp
<b>Music System (Optional)</b>	N/A	N/A	N/A
<b>Speakers (Optional)</b>	6 - 2.5 cm square	6 - 2.5 cm square	4 - 4 cm square
<b>Entertainment (Optional)</b>	Wireless Audio System with Bluetooth Technology; Subwoofer	Wireless Audio System with Bluetooth Technology; Subwoofer	Wireless Audio System with Bluetooth Technology; Subwoofer
<b>Water Features</b>	1 - Acquarella Waterfall w/LED lighting	1 - Acquarella Waterfall w/LED lighting	N/A

\*Filled weight includes the weight of the occupants assuming an average weight of 80 kg.

\*\*Brake Horsepower (BHP) is the horsepower a pump motor achieves for a brief period upon start-up.

# PARADISE™ SERIES

	MAKENA™	SALINA™	REUNION™
<b>Seat Capacity</b>	6 adults	7 adults	7 adults
<b>Dimensions (Subject to change)</b>	226 × 226 × 91 cm	226 × 226 × 91 cm	213 × 213 × 91cm
<b>Litres</b>	1,500 litres	1,600 litres	1,325 litres
<b>Dry Weight</b>	465 kg	455 kg	425 kg
<b>Filled Weight*</b>	2,445 kg	2,615 kg	2,310 kg
<b>Shell Colours</b>	Arctic White, White Pearl, Tuscan Sun, Midnight Canyon, or Desert	Arctic White, White Pearl, Tuscan Sun, Midnight Canyon, or Desert	Arctic White, White Pearl, Tuscan Sun, Midnight Canyon, or Desert
<b>Cabinet &amp; Step Colours</b>	Java, Ash, or Parchment	Java, Ash, or Parchment	Java, Ash, or Parchment
<b>Cabinet Type</b>	EcoTech™ Cabinet	EcoTech Cabinet	EcoTech Cabinet
<b>Step Type</b>	Paradise & Vacanza™ Series	Paradise & Vacanza Series	Paradise & Vacanza Series
<b>Cover Colours</b>	Storm, Chestnut, Black	Storm, Chestnut, Black	Storm, Chestnut, Black
<b>Cover Lifters</b>	ProLift™ IV, ProLift III, ProLift II, ProLift	ProLift IV, ProLift III, ProLift II, ProLift	ProLift IV, ProLift III, ProLift II, ProLift
<b>Bottom Seal</b>	Poly Sheet	Poly Sheet	Poly Sheet
<b>Lighting</b>	SpaGlo™ 12 Interior Points-of-Light	SpaGlo 12 Interior Points-of-Light	SpaGlo 12 Interior Points-of-Light
<b>Logo Light/Branding</b>	Branding Decal on cabinet	Branding Decal on cabinet	Branding Decal on cabinet
<b>Pumps</b>	2 ReliaFlo™ Pumps 1 Dual-Speed 2.5HP (5.2 BHP**) 1 Single-Speed 2.5HP (5.2 BHP**)	2 ReliaFlo Pumps 1 Dual-Speed 2.5HP (5.2 BHP**) 1 Single-Speed 2.5HP (5.2 BHP**)	2 ReliaFlo Pumps 1 Dual-Speed 2.5HP (5.2 BHP**) 1 Single-Speed 2.5 HP (5.2 BHP**)
<b>Hot Tub Circuit Therapy™ Stations</b>	6 Stations (UltraMassage™ Lounge, EcstaSeat™, Angled Calf Jets, LumbarSsage™ Seat, Sole Soothers™, Euphoria™ Jet)	4 Stations (EcstaSeat, Angled Calf Jets, LumbarSsage Seat, Euphoria Jet)	5 Stations (UltraMassage Seat, EcstaSeat, Angled Calf Jets, LumbarSsage Seat, Euphoria Jet)
<b>Jets</b>	46 Jets (37 Euro, 6 VersaSsage™, 2 AdaptaFlo™, 1 Euphoria™)	40 Jets (29 Euro, 6 VersaSsage, 4 AdaptaFlo, 1 Euphoria)	38 Jets (28 Euro, 1 Euphoria jet, 6 VersaSsage jets, 2 AdaptaSsage™ jets, 1 AdaptaFlo jet)
<b>Controls</b>	Advent™ LCD Main Control Panel	Advent LCD Main Control Panel	Advent LCD Main Control Panel
<b>Circulation Pump</b>	EnergyPro™ Circulation Pump	EnergyPro Circulation Pump	EnergyPro Circulation Pump
<b>Heater</b>	EnergyPro Titanium Heater 3,000 Watts 230v	EnergyPro Titanium Heater 3,000 Watts 230v	EnergyPro Titanium Heater 3,000 Watts 230v
<b>Filter Size</b>	7 m <sup>2</sup>	7 m <sup>2</sup>	7 m <sup>2</sup>
<b>Water Care System</b>	FreshWater® IQ System Ready	FreshWater IQ System Ready	FreshWater IQ System Ready
<b>Electrical Requirements</b>	230V / 16 amp + 25 amp	230V / 16 amp + 25 amp	230V / 16 amp + 25 amp
<b>Speakers (Optional)</b>	4 - 9 cm round	4 - 9 cm round	4 - 4 cm square
<b>Entertainment (Optional)</b>	Wireless Audio System with Bluetooth® Technology	Wireless Audio System with Bluetooth Technology	Wireless Audio System with Bluetooth Technology
<b>Water Features</b>	1 - Acquarella™ Waterfall w/LED lighting	1 - Acquarella Waterfall w/LED lighting	1 - Acquarella Waterfall w/LED lighting

	SEYCHELLES™	MARTINIQUE™	KAUAI™
<b>Seat Capacity</b>	6 adults	5 Adults	3 adults
<b>Dimensions (Subject to change)</b>	213 × 213 × 91 cm	226 × 193 × 87 cm	213 × 165 × 75 cm
<b>Litres</b>	1,250 litres	1,080 litres	875 litres
<b>Dry Weight</b>	430 kg	420 kg	335 kg
<b>Filled Weight*</b>	2,160 kg	1,895 kg	1,450 kg
<b>Shell Colours</b>	Arctic White, White Pearl, Tuscan Sun, Midnight Canyon, or Desert	Arctic White, White Pearl, Tuscan Sun, Midnight Canyon, or Desert	Arctic White, White Pearl, Tuscan Sun, Midnight Canyon, or Desert
<b>Cabinet &amp; Step Colours</b>	Java, Ash, or Parchment	Java, Ash, or Parchment	Java, Ash, or Parchment
<b>Cabinet Type</b>	EcoTech Cabinet	EcoTech Cabinet	EcoTech Cabinet
<b>Step Type</b>	Paradise & Vacanza Series	Paradise & Vacanza Series	Paradise & Vacanza Series
<b>Cover Colours</b>	Storm, Chestnut, Black	Storm, Chestnut, Black	Storm, Chestnut, Black
<b>Cover Lifters</b>	ProLift IV, ProLift III, ProLift II, ProLift	ProLift IV, ProLift III, ProLift II, ProLift	ProLift IV, ProLift III, ProLift II, ProLift
<b>Bottom Seal</b>	Poly Sheet	Poly Sheet	Poly Sheet
<b>Lighting</b>	SpaGlo 12 Interior Points-of-Light	SpaGlo 10 Interior Points-of-Light	SpaGlo 7 Interior Points-of-Light
<b>Logo Light/Branding</b>	Branding Decal on cabinet	Branding Decal on cabinet	Branding Decal on cabinet
<b>Pumps</b>	2 ReliaFlo Pumps 1 Dual-Speed 2.5HP (5.2 BHP**) 1 Single-Speed 2.5 HP (5.2 BHP**)	2 ReliaFlo Pumps 1 Dual-Speed 2.0 HP (4.0 BHP**) 1 Single-Speed 2.0 HP (4.0 BHP**)	1 ReliaFlo Pump 1 Single-Speed 2.0 HP (4.0 BHP**)
<b>Hot Tub Circuit Therapy™ Stations</b>	6 Stations (UltraMassage Lounge, EcstaSeat, Angled Calf Jets, LumbarSsage Seat, Sole Soothers, Euphoria Jet)	5 Stations (UltraMassage Lounge, EcstaSeat, Angled Calf Jets, LumbarSsage Seat, Sole Soothers)	5 Stations (UltraMassage Lounge, EcstaSeat, Angled Calf Jets, LumbarSsage Seat, Sole Soothers)
<b>Jets</b>	43 Jets (34 Euro, 1 Euphoria jet, 5 VersaSsage jets, 2 AdaptaSsage jets, 1 AdaptaFlo jet)	34 Jets (24 Euro, 7 VersaSsage, 2 AdaptaSsage, 1 AdaptaFlo)	31 Jets (24 Euro, 5 VersaSsage, 2 Euro-Pulse)
<b>Controls</b>	Advent LCD Main Control Panel	Advent LCD Main Control Panel	Advent LCD Main Control Panel
<b>Circulation Pump</b>	EnergyPro Circulation Pump	EnergyPro Circulation Pump	EnergyPro Circulation Pump
<b>Heater</b>	EnergyPro Titanium Heater 3,000 Watts 230v	EnergyPro Titanium Heater 3,000 Watts 230v	EnergyPro Titanium Heater 3,000 Watts 230v
<b>Filter Size</b>	7 m <sup>2</sup>	4.5 m <sup>2</sup>	4.5 m <sup>2</sup>
<b>Water Care System</b>	FreshWater IQ System Ready	FreshWater IQ System Ready	FreshWater IQ System Ready
<b>Electrical Requirements</b>	230V / 16 amp + 25 amp	230V / 16 amp + 25 amp	230V / 16 amp
<b>Speakers (Optional)</b>	4 - 4 cm square	4 - 9 cm round	3 - 9 cm round
<b>Entertainment (Optional)</b>	Wireless Audio System with Bluetooth Technology	Wireless Audio System with Bluetooth Technology	Wireless Audio System with Bluetooth Technology
<b>Water Features</b>	1 - Acquarella Waterfall w/LED lighting	1 - Acquarella Waterfall w/LED lighting	N/A

\* Filled weight includes the weight of the occupants assuming an average weight of 80 kg.

\*\* Brake Horsepower (BHP) is the horsepower a pump motor achieves for a brief period upon start-up.



# VACANZA™ SERIES

	PALATINO™	MARINO™	VANTO™
<b>Seat Capacity</b>	6 adults	6 adults	7 adults
<b>Dimensions (Subject to change)</b>	226 × 226 × 98 cm	213 × 213 × 91 cm	213 × 213 × 91 cm
<b>Litres</b>	1,525 litres	1,375 litres	1,425 litres
<b>Dry Weight</b>	415 kg	380 kg	385 kg
<b>Filled Weight*</b>	2,420 kg	2,235 kg	2,370 kg
<b>Shell Colours</b>	Arctic White, White Pearl, Tuscan Sun, Midnight Canyon, or Desert	Arctic White, White Pearl, Tuscan Sun, Midnight Canyon, or Desert	Arctic White, White Pearl, Tuscan Sun, Midnight Canyon, or Desert
<b>Cabinet &amp; Step Colours</b>	Java, Ash, or Parchment	Java, Ash, or Parchment	Java, Ash, or Parchment
<b>Cabinet Type</b>	EcoTech™ Cabinet	EcoTech Cabinet	EcoTech Cabinet
<b>Step Type</b>	Paradise™ & Vacanza Series	Paradise & Vacanza Series	Paradise & Vacanza Series
<b>Cover Colours</b>	Storm, Chestnut, Black	Storm, Chestnut, Black	Storm, Chestnut, Black
<b>Cover Lifters</b>	ProLift™ IV, ProLift III, ProLift II, ProLift	ProLift IV, ProLift III, ProLift II, ProLift	ProLift IV, ProLift III, ProLift II, ProLift
<b>Bottom Seal</b>	Visquene Sheet	Visquene Sheet	Visquene Sheet
<b>Lighting</b>	Mystique™ 10 Interior Points-of-light	Mystique 10 Interior Points-of-light	Mystique 10 Interior Points-of-light
<b>Logo Light/Branding</b>	Branding Decal on cabinet	Branding Decal on cabinet	Branding Decal on cabinet
<b>Pumps</b>	2 ReliaFlo™ Pumps 1 Dual-Speed 2.5HP (5.2 BHP**) 1 Single-Speed 2.5HP (5.2 BHP**)	2 ReliaFlo Pumps 1 Dual-Speed 2.0 HP (4.0 BHP**) 1 Single-Speed 2.0HP (4.0 BHP**)	2 ReliaFlo Pumps 1 Dual-Speed 2.0 HP (4.0 BHP**) 1 Single-Speed 2.0HP (4.0 BHP**)
<b>Hot Tub Circuit Therapy™ Stations</b>	5 Stations (UltraMassage™ Lounge, EcstaSeat™, Angled Calf Jets, LumbarSsage™ Seat, Sole Soothers™)	4 Stations (UltraMassage Lounge, EcstaSeat, Angled Calf Jets, LumbarSsage Seat)	3 Stations (UltraMassage Seat, EcstaSeat, LumbarSsage Seat)
<b>Jets</b>	45 Jets (35 Euro, 6 AdaptaFlo™, 4 AdaptaSsage™)	35 Jets (27 Euro, 5 AdaptaFlo, 3 AdaptaSsage)	35 Jets (27 Euro, 5 AdaptaFlo, 3 AdaptaSsage)
<b>Controls</b>	LCD Main Control Panel	LCD Main Control Panel	LCD Main Control Panel
<b>Circulation Pump</b>	N/A	N/A	N/A
<b>Heater</b>	Hi-Flow Heater 2,000 Watts	Hi-Flow Heater 2,000 Watts	Hi-Flow Heater 2,000 Watts
<b>Filter Size</b>	6 m <sup>2</sup>	6 m <sup>2</sup>	6 m <sup>2</sup>
<b>Water Care System</b>	FROG® Cartridge Ready***	FROG Cartridge Ready***	FROG Cartridge Ready***
<b>Electrical Requirements</b>	230V / 20 amp	230V / 16 amp	230V / 16 amp
<b>Speakers (Optional)</b>	4 - 4 cm square	4 - 4 cm square	4 - 4 cm square
<b>Entertainment (Optional)</b>	Wireless Audio System with Bluetooth® Technology	Wireless Audio System with Bluetooth Technology	Wireless Audio System with Bluetooth Technology
<b>Water Features</b>	1 - Acquarella™ Waterfall	1 - Acquarella Waterfall	1 - Acquarella Waterfall

	CAPITOLO™	CELIO™	AVENTINE™
<b>Seat Capacity</b>	5 Adults	3 adults	2 adults
<b>Dimensions (Subject to change)</b>	208 × 208 × 84 cm	213 x 165 x 74 cm	162 × 162 × 74cm
<b>Litres</b>	1,175 litres	825 litres	575 litres
<b>Dry Weight</b>	330 kg	290 kg	200 kg
<b>Filled Weight*</b>	1,905 kg	1,355 kg	935 kg
<b>Shell Colours</b>	Arctic White, White Pearl, Tuscan Sun, Midnight Canyon, or Desert	Arctic White, White Pearl, Tuscan Sun, Midnight Canyon, or Desert	Arctic White or Desert
<b>Cabinet &amp; Step Colours</b>	Java, Ash, or Parchment	Java, Ash, or Parchment	Java, Ash, or Parchment
<b>Cabinet Type</b>	EcoTech Cabinet	EcoTech Cabinet	EcoTech Cabinet
<b>Step Type</b>	Paradise & Vacanza Series	Paradise & Vacanza Series	Paradise & Vacanza Series
<b>Cover Colours</b>	Storm, Chestnut, Black	Storm, Chestnut, Black	Storm, Chestnut, Black
<b>Cover Lifters</b>	ProLift IV, ProLift III, ProLift II, ProLift	N/A	N/A
<b>Bottom Seal</b>	Visquene Sheet	Visquene Sheet	Visquene Sheet
<b>Lighting</b>	Mystique 10 Interior Points-of-light	Mystique 6 Interior Points-of-light	Blue LED Main Light (Optional Mystique System)
<b>Logo Light/Branding</b>	Branding Decal on cabinet	Branding Decal on cabinet	Branding Decal on cabinet
<b>Pumps</b>	1 ReliaFlo Pump 1 Dual-Speed 2.5HP (5.2 BHP**)	1 ReliaFlo Pump 1 Dual-Speed 2.0 HP (4.0 BHP**)	1 ReliaFlo Pump 1 Dual-Speed 2.0 HP (4.0 BHP**)
<b>Hot Tub Circuit Therapy™ Stations</b>	3 Stations (EcstaSeat, Angled Calf Jets, LumbarSsage Seat)	2 Stations (UltraMassage Lounge, EcstaSeat)	2 Stations (UltraMassage Seat, LumbarSsage Seat)
<b>Jets</b>	23 Jets (17 Euro, 4 AdaptaFlo, 2 AdaptaSsage)	18 Jets (14 Euro, 3 AdaptaFlo, 1 AdaptaSsage)	14 Jets (8 Euro, 6 AdaptaFlo)
<b>Controls</b>	LCD Main Control Panel	LCD Main Control Panel	LCD Main Control Panel
<b>Circulation Pump</b>	N/A	N/A	N/A
<b>Heater</b>	Hi-Flow Heater 2,000 Watts	Hi-Flow Heater 2,000 Watts	Hi-Flow Heater 2,000 Watts
<b>Filter Size</b>	2.7 m <sup>2</sup>	2.7 m <sup>2</sup>	3.2 m <sup>2</sup>
<b>Water Care System</b>	FROG Cartridge Ready***	FROG Cartridge Ready***	FROG Cartridge Ready***
<b>Electrical Requirements</b>	230V / 16 amp	230V / 16 amp	230V / 16 amp
<b>Speakers (Optional)</b>	4 - 4 cm square	N/A	N/A
<b>Entertainment (Optional)</b>	Wireless Audio System with Bluetooth Technology	N/A	N/A
<b>Water Features</b>	1 - Acquarella Waterfall	N/A	N/A

\*Filled weight includes the weight of the occupants assuming an average weight of 80 kg.

\*\* Brake Horsepower (BHP) is the horsepower a pump motor achieves for a brief period upon start-up.

\*\*\* This system is approved for use in the following countries: Austria, Denmark, France, Germany, Ireland, Italy, Norway, Portugal, Sweden, UK.



**Our Promise To You.**





### A LEGACY OF TRUST

Caldera® Spas was founded more than 40 years ago and is one of the most trusted spa brands in the world. Caldera is manufactured by Watkins Wellness — the global leader that has built more than 1.8 million hot tubs.

### OUR WORD

From precision craftsmanship to rigorous quality control and testing, each Caldera spa is scrutinised for form, function, fit, and finish before it is ready for you. We are committed to the highest level of quality and back each spa with our exceptional ComfortGuard® limited warranty\* — one of the best in the industry.

### RECOGNITION

Caldera Spas are recognised for performance, quality, and customer satisfaction and have been selected as a TradeCertified™ manufacturer for 17 consecutive years. But do not take our word for it. We invite you to visit our website to check out our ratings and reviews and see for yourself what makes Caldera owners satisfied owners.

### ALWAYS THERE

Backed by the full expertise and resources of Caldera Spas, our professional retailers are committed to ensuring your long-term satisfaction. From purchase to installation to service and more, count on your professional retailer to make your Caldera Spas experience easy and enjoyable.

### A GLOBAL LEADER

Watkins Wellness is owned by Masco Corporation. A Fortune 500 company, Masco is a global leader whose family of trusted home products includes brands like:

hangrohe

AXOR

TYLO  
REDEFINING WELLNESS



WatkinsWellness®  
Feel good. Live well.



\* For more information, please visit [CalderaSpas.co.uk/owners-corner/warranty](https://CalderaSpas.co.uk/owners-corner/warranty).



# A Warranty You Can Count On.

A Caldera® Spas hot tub delivers the peace of mind that only comes when you know that your investment is protected by the most complete warranty in the hot tub industry.

How do we do it? Simple. If you make the best hot tub with the most dependable, high-performance components, offering the best warranty is just the logical next step. From precision craftsmanship to rigorous quality control and testing, each Caldera spa is scrutinised for form, function, fit and finish.

## UTOPIA™ AND PARADISE™ SERIES

- 10-Year No-Leak Shell Warranty
- 7-Year Shell Surface Warranty
- 5-Year EcoTech™ Plus Cabinet Warranty
- 3-Year EcoTech Cabinet Warranty
- 5-Year No-Leak Plumbing Warranty
- 5-Year Component Warranty
- 5-Year EnergyPro™ Heater Warranty

## VACANZA™ SERIES

- 5-Year No-Leak Shell Warranty
- 2-Year Shell Surface Warranty
- 2-Year EcoTech Cabinet Warranty
- 2-Year No-Leak Plumbing Warranty
- 2-Year Component Warranty

To read the full warranty specifications for each of our spa models, visit [CalderaSpas.co.uk/owners-corner/warranty](https://CalderaSpas.co.uk/owners-corner/warranty).







CALDERASPAS.CO.UK



We print our brochures on only Forest Stewardship Council (FSC) Paper. Printed in the EU on recycled paper that contains 10% post-consumer waste and is FSC certified. FSC ensures that the paper in our brochures contain fibre from well-managed and responsibly treated forests. Please pass this brochure on or recycle again.



©2024 Watkins Wellness, 1280 Park Center Drive, Vista CA 92081, USA. All rights reserved. Printed in EU. Acquarella, AdaptaFlo, AdaptaSsage, Advent, Atlas, Aventine, Caldera, Caldera Diagnostic Resource, Cantabria, Capitolo, Celio, Come to Life, ComfortGuard, Connexion, CoolZone, EcoTech, EcstaSeat, EnergyPro, Euphoria, Euro-Pulse, FiberCor, Florence, Foot Ridge, FreshWater, Geneva, Hot Tub Circuit Therapy, Kauai, LumbarSsage, Makena, Marino, Martinique, Monarch, Mystique, Niagara, OrbiSsage, Palatino, Paradise, ProLift, Pure Comfort, Pure Performance, Pure Style, Q Chamber, Ravello, ReliaFlo, Reunion, Salina, Seychelles, Sole Soothers, SpaGlo, Tahitian, UltraMassage, UltraMasseuse, Utopia, Vacanza, Vanto, VersaSsage, VirtualValet and 20-Minute Renewal are trademarks of Watkins Wellness. Hansgrohe and AXOR are registered trademarks. Tylo is a registered trademark. Bluetooth word mark and logos are registered trademarks owned by Bluetooth SIG, Inc. and used under license. FROG is a registered trademark of King Technology, Inc. Specifications subject to change without notice. Models, features and electrical requirements may vary by country. U.S. Patents; #5,819,332; 5,924,850; 6,195,811; 6,381,766; 6,859,952; 7,160,446; 7,219,690; 7,490,370; 7,671,994; 7,698,754; 6,381,766b1; D543282; D600816; D616104; D616105; D616999; D641486; D641889; D643539; D649256; D657881 and other patents pending.

